

# *Ferramentas Elétricas* *Catálogo 2013*



# **KRUG**

*Qualidade é a nossa Experiência*

**vendas: (51) 2136.1263 | vendas@ecs-krug.com.br**  
**loja virtual: www.ecs-krug.com.br**



# Certificate of Registration

**QUALITY MANAGEMENT SYSTEM - ISO/TS 16949:2009**

*This is to certify that:*

**ECS do Brasil Metalurgica e  
Participações Ltda.  
Avenida Frederico A Ritter, 520  
Cachoeirinha  
Rio Grande do Sul  
94930-000  
Brasil**

*Holds Certificate No: TS 543486*

*and operates a Quality Management System which complies with the requirements of ISO/TS 16949:2009 for the following scope:*

**Design and Manufacture of Carbon Brushes and Brush Holders for electric motors and equipment.**

*For and on behalf of BSI:*

*VP Regulatory Affairs, BSI Group America Inc.*

Originally Registered: **10/21/2011**

Latest Issue: **10/21/2011**

Expiry Date: **10/20/2014**

IATF Number: **0128502**



Page: 1 of 1

This certificate remains the property of BSI and shall be returned immediately upon request.  
An electronic certificate can be authenticated online. Printed copies can be validated at [www.bsigroup.com/ClientDirectory](http://www.bsigroup.com/ClientDirectory)  
To be read in conjunction with the scope above or the attached appendix.  
Further clarifications regarding the scope of this certificate and the applicability of ISO/TS16949 requirements may be obtained by consulting the organization.  
IATF Contracted Office: 12110 Sunset Hills Road, Suite 200, Reston, VA 20190, USA



# Ferramentas Elétricas - Catálogo 2013


## Ferramentas - Herramientas Electricas


<b>Argentec</b>	<b>04</b>
<b>Bosch / Skil</b>	<b>04, 05, 06, 07, 08, 09, 10, 11</b>
<b>Black &amp; Decker / De Walt</b>	<b>11, 12, 13, 14, 15, 16, 17</b>
<b>BTA</b>	<b>18</b>
<b>DWT</b>	<b>18, 19</b>
<b>Dover Bonher</b>	<b>19</b>
<b>Dremel</b>	<b>19</b>
<b>Makita</b>	<b>19, 20, 21, 22, 23, 24</b>
<b>Metabo</b>	<b>24, 25</b>
<b>Toolmix</b>	<b>25, 26</b>
<b>Outros</b>	<b>26</b>


Fotos meramente ilustrativas.





# Ferramentas Elétricas - Catálogo 2013

	<p><b>ARGENTEC</b></p> <p>REF.: KFE 21010AR MEDIDAS: 6X9X20 VOLT: 127/220</p>	<p><b>FERRAMENTAS / HERRAMIENTAS</b></p> <p>(TAL. MARKNTG-NTX-LO-LV)</p>
---	---	--

	<p><b>ARGENTEC</b></p> <p>REF.: KFE 21011AR MEDIDAS: 5,8X,5,8X15 VOLT: 127/220</p>	<p><b>FERRAMENTAS / HERRAMIENTAS</b></p> <p>(Tal mini 8 Y 10 mm N210-213)</p>
--	--	---


	<p><b>BOSCH / SKIL</b> 1607014117</p> <p>REF.: KFE 10 MEDIDAS: 5X8X17 VOLT: 127/220</p>	<p><b>FERRAMENTAS / HERRAMIENTAS</b></p> <table border="1"> <tr><td>1107.0.1.5</td><td>1293.0</td><td>3110.7</td></tr> <tr><td>11210.0</td><td>1372.6</td><td>3237.0</td></tr> <tr><td>1171.0.7</td><td>1579.0</td><td>3230.1.4</td></tr> <tr><td>1126.0.1.2</td><td>1590.2</td><td>3254.0</td></tr> <tr><td>1129.0</td><td></td><td>3275.1</td></tr> <tr><td>1163.0.1.6.7</td><td></td><td>3236.0.2</td></tr> <tr><td colspan="3">9 617 081 431...432...471...472...475...476</td></tr> <tr><td colspan="3">F 012 512 1AA... 1JA</td></tr> </table>	1107.0.1.5	1293.0	3110.7	11210.0	1372.6	3237.0	1171.0.7	1579.0	3230.1.4	1126.0.1.2	1590.2	3254.0	1129.0		3275.1	1163.0.1.6.7		3236.0.2	9 617 081 431...432...471...472...475...476			F 012 512 1AA... 1JA		
	1107.0.1.5	1293.0	3110.7																							
11210.0	1372.6	3237.0																								
1171.0.7	1579.0	3230.1.4																								
1126.0.1.2	1590.2	3254.0																								
1129.0		3275.1																								
1163.0.1.6.7		3236.0.2																								
9 617 081 431...432...471...472...475...476																										
F 012 512 1AA... 1JA																										


	<p><b>BOSCH / SKIL</b> 9 618 082 765</p> <p>REF.: KFE 35-36 A/B MEDIDAS: 6,3X16X22 VOLT: 127/220</p>	<p><b>FERRAMENTAS / HERRAMIENTAS</b></p> <table border="1"> <tr><td>1321.0.1.4</td><td>1331.4.5</td><td>3257.1</td></tr> <tr><td>1322.0.1.4.5</td><td>1332.4</td><td></td></tr> <tr><td>1323.1.2.4</td><td></td><td></td></tr> <tr><td colspan="3">9 617 081 435...436...437...438...439...440...441...442...444...484</td></tr> <tr><td colspan="3">JG: 1 ESCOVAS KFE 35-SEM PINO</td></tr> <tr><td colspan="3">JG: 1 ESCOVAS KFE 36-COM PINO</td></tr> </table>	1321.0.1.4	1331.4.5	3257.1	1322.0.1.4.5	1332.4		1323.1.2.4			9 617 081 435...436...437...438...439...440...441...442...444...484			JG: 1 ESCOVAS KFE 35-SEM PINO			JG: 1 ESCOVAS KFE 36-COM PINO		
	1321.0.1.4	1331.4.5	3257.1																	
1322.0.1.4.5	1332.4																			
1323.1.2.4																				
9 617 081 435...436...437...438...439...440...441...442...444...484																				
JG: 1 ESCOVAS KFE 35-SEM PINO																				
JG: 1 ESCOVAS KFE 36-COM PINO																				


	<p><b>BOSCH / SKIL</b> 9 618 082 765</p> <p>REF.: KFE 35 A MEDIDAS: 6,3X16X22 VOLT: 127/220</p>	<p><b>FERRAMENTAS / HERRAMIENTAS</b></p> <table border="1"> <tr><td>1321.0.1.4</td><td>1331.4.5</td><td>3257.1</td></tr> <tr><td>1322.0.1.4.5</td><td>1332.4</td><td></td></tr> <tr><td>1323.1.2.4</td><td></td><td></td></tr> <tr><td colspan="3">9 617 081 435...436...437...43...439...440...441...442...444...484</td></tr> <tr><td colspan="3">JG: 2 ESCOVAS KFE 35 SEM PINO</td></tr> </table>	1321.0.1.4	1331.4.5	3257.1	1322.0.1.4.5	1332.4		1323.1.2.4			9 617 081 435...436...437...43...439...440...441...442...444...484			JG: 2 ESCOVAS KFE 35 SEM PINO		
	1321.0.1.4	1331.4.5	3257.1														
1322.0.1.4.5	1332.4																
1323.1.2.4																	
9 617 081 435...436...437...43...439...440...441...442...444...484																	
JG: 2 ESCOVAS KFE 35 SEM PINO																	





# Ferramentas Elétricas - Catálogo 2013

	<b>BOSCH / SKIL</b> 9 618 082 765  REF.: KFE 36 B MEDIDAS: 6,3X16X22 VOLT: 127/220	<b>FERRAMENTAS / HERRAMIENTAS</b>			
		1321.0.1.4	1331.4.5	3257.1	
		1322.0.1.4.5	1332.4		
		1323.1.2.4			
		9 617 081 435...436...437...438 ...439...440...441...442...444...484			
		JG: 2 ESCOVAS KFE 36 COM PINO			


	<b>BOSCH / SKIL</b> 9 618 086 773  REF.: KFE 40 MEDIDAS: 6,3X10X21,5 VOLT: 127/220	<b>FERRAMENTAS / HERRAMIENTAS</b>			
		1119.1	1328.0.1		
		11206.6	1507.1	3250.0.1	
		1121.0	1557.0	3253.0.1	
		1174.1.2			
		9 617 081 445 F 012 725 100...180			


	<b>BOSCH / SKIL</b> F000611029  REF.: KFE-81 A/B MEDIDAS: 5X8X17,5 VOLT: 127/220	<b>FERRAMENTAS / HERRAMIENTAS</b>			
		1282.0		3255.9	
		1338.1		3278.2	
		1347.1			
		1374.0.1			
		9 617 081 533...534...535...536...537...538...541...542 F 012 912 1AA... 1JA F 012 950 000...080			
JG: 1 ESC KFE 81 A-SEM PINO - JG: 1 ESC KFE 81 B-COM PINO					


	<b>BOSCH / SKIL</b> F 000 611 029  REF.: KFE 81 A MEDIDAS: 5X8X17,5 VOLT: 127/220	<b>FERRAMENTAS / HERRAMIENTAS</b>			
		1282.0		3255.9	
		1338.1		3278.2	
		1347.1			
		1374.0.1			
		9 617 081 533...534...535...536...537...538...541...542 538...541...542 F 012 912 1AA...1JA F 012950 000...080			
JG: 2 ESC KFE 81 A SEM PINO					


	<b>BOSCH / SKIL</b> F 000 611 029  REF.: KFE 81 B MEDIDAS: 5X8X17,5 VOLT: 127/220	<b>FERRAMENTAS / HERRAMIENTAS</b>			
		1282.0		3255.9	
		1338.1		3278.2	
		1347.1			
		1374.0.1			
		9 617 081 533...534...535...536...537...538...541...542 541...542 F 012 912 1AA...1JA F 012950 000...080			
JG: 2 ESC KFE 81 B COM PINO					


# Ferramentas Elétricas - Catálogo 2013

	<b>BOSCH / SKIL</b> 9 618 086 870  REF.: KFE 94 MEDIDAS: 5X8X17 VOLT: 127/220	<b>FERRAMENTAS / HERRAMIENTAS</b>		
		1135.0.1.5	3114.0.1.5	4127
		1187.0.7	3219.3.7	
			3240.2.5	
			3242.2.8	
			3246.0.1.2.7.9	
		9 617 081 359...360...368...369...425...426...427...428...429...430...447...448...449...721...722...723...724...725...726...731...732		
		F 012 412 1AA...1JA		
		F 012 642 100...180...184...600...680...916...917.		


	<b>BOSCH / SKIL</b> F 000 600 209  REF.: KFE 95 A/B MEDIDAS: 6,3X16X22 VOLT: 127/220	<b>FERRAMENTAS / HERRAMIENTAS</b>		
		1283	1751.0.	9 617 081 910
		1351.0	1752.0	F 012 955 100...180
		1352.0	1753.0	F 012 965 200...280...281...284
		1353.0	1754.0	F 012 966 100...180...181...184
		1356.0	1755.0	
		1357.0	1756.0	F 012 975 200...280...281...284
		1361.0	1757.0	F 012 976 200... 280... 281...284...292.
		1362.0		F 015 979 011
				F 015 979 0A1...5A1
		3218.0	9791	JG: 1 ESCOVAS KFE 95 A - S/ PINO
			9799	JG: 1 ESCOVAS KFE 95 B - C/ PINO


	<b>BOSCH / SKIL</b> F 000 600 209  REF.: KFE-95 A MEDIDAS: 6,3X16X22 VOLT: 127/220	<b>FERRAMENTAS / HERRAMIENTAS</b>		
		1283	1751.0.	9 617 081 910
		1351.0	1752.0	F 012 955 100...180
		1352.0	1753.0	F 012 965 200...280...281...284
		1353.0	1754.0	F 012 966 100...180...181...184
		1356.0	1755.0	F 012 975 200...280...281...284
		1357.0	1756.0	F 012 976 200... 280... 281...284...292.
		1361.0	1757.0	F 015 979 011
		1362.0	9791	F 015 979 0A1...5A1
		3218.0	9799	JG: 2 ESCOVAS KFE 95 A - S/ PINO


	<b>BOSCH / SKIL</b> F 000 600 209  REF.: KFE: 95 B MEDIDAS: 6,3X16X22 VOLT: 127/220 JG: 2 esc c/ pino	<b>FERRAMENTAS / HERRAMIENTAS</b>		
		1283	1751.0.	9 617 081 910
		1351.0	1752.0	F 012 955 100...180
		1352.0	1753.0	F 012 965 200...280...281...284
		1353.0	1754.0	F 012 966 100...180...181...184
		1356.0	1755.0	F 012 975 200...280...281...284
		1357.0	1756.0	F 012 976 200... 280... 281...284...292.
		1361.0	1757.0	F 015 979 011
		1362.0	9791	F 015 979 0A1...5A1
		3218.0	9799	JG: 2 ESCOVAS KFE 95 B COM PINO


	<b>BOSCH / SKIL</b> 9 618 086 921  REF.: KFE 106 A/B MEDIDAS: 6,4X12,5X22 VOLT: 127/ 220 JG: 1 esc. c/ pino 1 esc. s/ pino	<b>FERRAMENTAS / HERRAMIENTAS</b>	
		1280.0	3276.1
		1323.0	
		1366.1.6.7	
		JG: 1 ESCOVAS KFE 106 A SEM PINO	
		JG: 1 ESCOVAS KFE 106 B COM PINO	


# Ferramentas Elétricas - Catálogo 2013

	<b>BOSCH / SKIL</b> 9 618 086 921  REF.: KFE 106 A MEDIDAS: 6,4X12,5X22 VOLT: 127/ 220 JG: 2 esc. s/ pino	<b>FERRAMENTAS / HERRAMIENTAS</b>	
		1280.0	3276.1
		1323.0	
		1366.1.6.7	
		JG: 2 ESCOVAS KFE 106 A – SEM PINO	

	<b>BOSCH / SKIL</b> 9 618 086 921  REF.: KFE 106 B MEDIDAS: 6,4X12,5X22 VOLT: 127/ 220 JG: 2 esc. c/ pino	<b>FERRAMENTAS / HERRAMIENTAS</b>	
		1280.0	3276.1
		1323.0	
		1366.1.6.7	
		JG: 2 ESCOVAS KFE 106 B – COM PINO	






	<b>BOSCH / SKIL</b> 1 617 014 122  REF.: KFE 147 A/B MEDIDAS: 6,4X12,5X22 VOLT: 127/220	<b>FERRAMENTAS / HERRAMIENTAS</b>	
		11216.7	
		11227.0	
		11230.7	
		11312.0.1	
		JG: 1 ESCOVAS KFE 147 A SEM PINO	
JG: 1 ESCOVAS KFE 147 B COM PINO			

	<b>BOSCH / SKIL</b> 1 617 014 122  REF.: KFE 147 A MEDIDAS: 6,4X12,5 X 22 VOLT: 127/220	<b>FERRAMENTAS / HERRAMIENTAS</b>	
		11216.7	
		11227.0	
		11230.7	
		11312.0.1	
		JG: 2 ESCOVAS KFE 147 A - SEM PINO	


	<b>BOSCH / SKIL</b> 1 617 014 122  REF.: KFE 147 B MEDIDAS: 6,4X12,5 X 22 VOLT: 127/220	<b>FERRAMENTAS / HERRAMIENTAS</b>	
		11216.7	
		11227.0	
		11230.7	
		11312.0.1	
		JG: 2 ESCOVAS KFE 147 B - COM PINO	





# Ferramentas Elétricas - Catálogo 2013


	<p><b>BOSCH / SKIL</b> 1 617 014 126</p> <p>REF.: KFE 148 A/B MEDIDAS: 6,3X16X26 VOLT: 127/220 JG: 1 esc. c/ pino 1 esc. s/ pino</p>	<p><b>FERRAMENTAS / HERRAMIENTAS</b></p> <p>11223.7 11245.7 11311.7 11316.7</p> <p>JG: 1 ESCOVAS KFE 148 A SEM PINO JG: 1 ESCOVAS KFE 148 B COM PINO</p>
	<p><b>BOSCH / SKIL</b> 1 617 014 126</p> <p>REF.: KFE 148 A MEDIDAS: 6,3X16X26 VOLT: 127/220</p>	<p><b>FERRAMENTAS / HERRAMIENTAS</b></p> <p>11223.7 11245.7 11311.7 11316.7</p> <p>JG: 2 ESCOVAS KFE 148 A SEM PINO</p>
	<p><b>BOSCH / SKIL</b> 1 617 014 126</p> <p>REF.: KFE 148 B MEDIDAS: 6,3X16X26 VOLT: 127/220 JG: 2 esc. c/ pino</p>	<p><b>FERRAMENTAS / HERRAMIENTAS</b></p> <p>11223.7 11245.7 11311.7 11316.7</p> <p>JG: 2 ESCOVAS KFE 148 B COM PINO</p>
	<p><b>BOSCH / SKIL</b> 1 617 000 425</p> <p>REF.: KFE 149 MEDIDAS: 6,3X16X23 VOLT: 127/220 JG: 2 esc. s/ pino</p>	<p><b>FERRAMENTAS / HERRAMIENTAS</b></p> <p>11304.1</p>
	<p><b>BOSCH / SKIL</b> F 000 611 019</p> <p>REF.: KFE 154 A/B MEDIDAS: 5X10X16,4 VOLT: 127/220 JG: 1 esc. c/ pino 1 esc. s/ pino</p>	<p><b>FERRAMENTAS / HERRAMIENTAS</b></p> <p>1800</p> <p>JG: 1 ESCOVAS KFE 154 A SEM PINO JG: 1 ESCOVAS KFE 154 B COM PINO</p>


# Ferramentas Elétricas - Catálogo 2013

	<b>BOSCH / SKIL</b> F 000 611 019  REF.: KFE 154 A MEDIDAS: 5X10X16,4 VOLT: 127/220 JG: 2 esc. s/ pino	<b>FERRAMENTAS / HERRAMIENTAS</b>
		1800
		JG: 2 ESCOVAS KFE 154 A SEM PINO






	<b>BOSCH / SKIL</b> F 000 611 019  REF.: KFE 154 B MEDIDAS: 5X10X16,4 VOLT: 127/220 JG: 2 esc. c/ pino	<b>FERRAMENTAS / HERRAMIENTAS</b>
		1800
		JG: 2 ESCOVAS KFE 154 B COM PINO

	<b>BOSCH / SKIL</b> F 000 611 028  REF.: KFE 155 MEDIDAS: 5X8X19,2 VOLT: 127 / 220	<b>FERRAMENTAS / HERRAMIENTAS</b>
		11226
		11228.6.7
		11234.0

	<b>BOSCH / SKIL</b> F 000 611 036  REF.: KFE 167 A/B MEDIDAS: 6,4X12,5X15,3 VOLT: 127/220 JG: 1 esc. c/ pino 1 esc. s/ pino	<b>FERRAMENTAS / HERRAMIENTAS</b>
		1546
		1548
		JG: 1 ESCOVAS KFE 167 A SEM PINO
		JG: 1 ESCOVAS KFE 167 B COM PINO





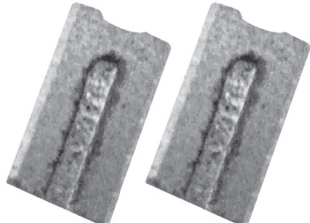
	<b>BOSCH / SKIL</b> F 000 611 036  REF.: KFE 167 A MEDIDAS: 6,4X12,5X15,3 VOLT: 127/220 JG: 2 esc. s/ pino	<b>FERRAMENTAS / HERRAMIENTAS</b>
		1546
		1548
		JG: 2 ESCOVAS KFE 167 A SEM PINO

# Ferramentas Elétricas - Catálogo 2013


	<p><b>BOSCH / SKIL</b> F 000 611 036</p> <p>REF.: KFE 167 B MEDIDAS: 6,4X12,5X15,3 VOLT: 127/220 JG: 2 esc. c/ pino</p>	<p><b>FERRAMENTAS / HERRAMIENTAS</b></p> <p>1546 1548</p> <p>JG: 2 ESCOVAS KFE 167 B COM PINO</p>
	<p><b>BOSCH / SKIL</b> 2 604 320 908</p> <p>REF.: KFE 174 MEDIDAS: 5X8X17 VOLT: 127/220</p>	<p><b>FERRAMENTAS / HERRAMIENTAS</b></p> <p>1210.0 1215.0 1587.1.2</p>
	<p><b>BOSCH / SKIL</b></p> <p>REF.: KFE 179 MEDIDAS: 4,75X5,35X9,3 VOLT: 127/220</p>	<p><b>FERRAMENTAS / HERRAMIENTAS</b></p> <p>Multiuso Minitorno Mod. 395 JL JP PZ Vel V</p>
	<p><b>BOSCH / SKIL</b></p> <p>REF.: KFE 217 S AR MEDIDAS: 4,9X10X16 VOLT: 127 / 220</p>	<p><b>FERRAMENTAS / HERRAMIENTAS</b></p> <p>Amol. 5" Mod. 9003 Amol. 4 1/2" Mod. PWS 7-115</p>
	<p><b>BOSCH / SKIL</b></p> <p>REF.: KFE 218 BO AR MEDIDAS: 4,9X7,8X16,05 VOLT: 127/220</p>	<p><b>FERRAMENTAS / HERRAMIENTAS</b></p> <p>Furadeira Impacto 700W Talandro Mod. GSB 16 RE.</p>





# Ferramentas Elétricas - Catálogo 2013


	<p><b>BOSCH / SKIL</b></p> <p>REF.: KFE 220 S AR            MEDIDAS: 6,3X15,8X22,02            VOLT: 127/220</p>	<p><b>FERRAMENTAS / HERRAMIENTAS</b></p> <p>Amol. 7" Y 9" Mod. 9651            961            97612            Amol. 7" Y 9" 1351            1352            1356            1357            Disp. Corte</p>
	<p><b>BOSCH / SKIL</b></p> <p>REF.: KFE 21002 ABO AR            MEDIDAS: 6,30X15,8X22,02            VOLT: 127/220</p>	<p><b>FERRAMENTAS / HERRAMIENTAS</b></p> <p>Amol. 7" Y 9" com dispositivo de corte</p>
	<p><b>BOSCH / SKIL</b></p> <p>REF.: KFE 21004 BO AR            MEDIDAS: 5X8X17,23            VOLT: 127/220</p>	<p><b>FERRAMENTAS / HERRAMIENTAS</b></p> <p>Tal. Mod. 1106/ 3246/ 1163/ 1184</p>
	<p><b>BOSCH / SKIL</b></p> <p>REF.: KFE-21005 BO AR            MEDIDAS: 5X8X18,15            VOLT: 127/220</p>	<p><b>FERRAMENTAS / HERRAMIENTAS</b></p> <p>Amol. 4 1/2 Mod. 3278/ 1347 Azul</p>
	<p><b>BLACK &amp; DECKER / DE WALT</b></p> <p>REF.: KFE 124            MEDIDAS: 6,3X8X13            VOLT: 127/220</p>	<p><b>FERRAMENTAS / HERRAMIENTAS</b></p> <p>DW 251            DW 257</p>


# Ferramentas Elétricas - Catálogo 2013

	<b>BLACK &amp; DECKER / DE WALT</b>  REF.: KFE 126 MEDIDAS: 6X7X13,5 VOLT: 127/220 TERMINAL RETO	<b>FERRAMENTAS / HERRAMIENTAS</b>	
		B&D 4011	
		DW 412	
		DW 421	


	<b>BLACK &amp; DECKER / DE WALT</b>  REF.: KFE-127 MEDIDAS: 6,3X8X13,5 VOLT: 127/220	<b>FERRAMENTAS / HERRAMIENTAS</b>	
		B&D 1121	B&D 2621
		B&D 1521	B&D 5411
		B&D 1622	DW 448
		B&D 2224	DW 818
		B&D 2615	


	<b>BLACK &amp; DECKER / DE WALT</b>  REF.: KFE 128 MEDIDAS: 6,5X12,5X24 VOLT: 127/220	<b>FERRAMENTAS / HERRAMIENTAS</b>	
		DW 703	
		DW 368	
		DW 474	


	<b>BLACK &amp; DECKER / DE WALT</b>  REF.: KFE 129 MEDIDAS: 6,3X8X13,3 VOLT: 127/220 TERMINAL DE ENCAIXE	<b>FERRAMENTAS / HERRAMIENTAS</b>	
		DW 505	
		Furadeira de impacto 700W	
		DW 511	
		DW 513	


	<b>BLACK &amp; DECKER / DE WALT</b>  REF.: KFE 130 MEDIDAS: 6,4X12,8X22,8 VOLT: 127/220	<b>FERRAMENTAS / HERRAMIENTAS</b>	
		DW-358	
		DW-359	
		DW-389	
		DW-705	


# Ferramentas Elétricas - Catálogo 2013

	<b>BLACK &amp; DECKER / DE WALT</b>  REF.: KFE 131 MEDIDAS: 6,5X16X22 VOLT: 127/220	<b>FERRAMENTAS / HERRAMIENTAS</b>	
		B&D 618	DW 478
		B&D 622	DW 848
		B&D 818	DW 852
		B&D 822	DW 875

	<b>BLACK &amp; DECKER / DE WALT</b>  REF.: KFE 132 MEDIDAS: 7X10,5X17 VOLT: 220	<b>FERRAMENTAS / HERRAMIENTAS</b>	
		DW 304	
		DW 352	
		DW 849	



	<b>BLACK &amp; DECKER DE WALT</b>  REF.: KFE 137 MEDIDAS: 6X7X13,6 VOLT: 127/220	<b>FERRAMENTAS / HERRAMIENTAS</b>	
		HM 1202C	
		HM 1301	
		HR 3850B	
		HR 4500C	
		HR 5000	
		HR 5001C	

	<b>BLACK &amp; DECKER DE WALT</b>  REF.: KFE 140 MEDIDAS: 6,3X10X18,5 VOLT: 220	<b>FERRAMENTAS / HERRAMIENTAS</b>	
		DW 861 B	

	<b>BLACK &amp; DECKER DE WALT</b>  REF.: KFE 196 MEDIDAS: 6,35X10X14,5 VOLT: 127	<b>FERRAMENTAS / HERRAMIENTAS</b>	
		Esmerilhadeira D 28112	








# Ferramentas Elétricas - Catálogo 2013

	<p><b>BLACK &amp; DECKER DE WALT</b></p> <p>REF.: KFE 197 MEDIDAS: 6,35X10X14,5 VOLT: 220</p>	<p><b>FERRAMENTAS / HERRAMIENTAS</b></p> <p>Esmerilhadeira D 28112</p>
	<p><b>BLACK &amp; DECKER DE WALT</b></p> <p>REF.: KFE 201 AR MEDIDAS: 6X8X16 VOLT: 127/220</p>	<p><b>FERRAMENTAS / HERRAMIENTAS</b></p> <p>Tal Mod. P8020 / P5411 serra circular Mod. KS 810</p>
	<p><b>BLACK &amp; DECKER DE WALT</b></p> <p>REF.: KFE 211 B AR MEDIDAS: 6,3X8X14 VOLT: 127/220</p>	<p><b>FERRAMENTAS / HERRAMIENTAS</b></p> <p>Amol. 4 1/2" Mod. KG 10</p>
	<p><b>BLACK &amp; DECKER DE WALT</b></p> <p>REF.: KFE 280 MEDIDAS: 6X7X13,10 VOLT: 127/220</p>	<p><b>FERRAMENTAS / HERRAMIENTAS</b></p> <p>Esmerilhadeira 750W DW 402 Amol. 4 1/2" cable curto DW 507/501 Tal. 13 mm</p>
	<p><b>BLACK &amp; DECKER DE WALT</b> DW 282</p> <p>REF.: KFE 282 AR MEDIDAS: 6,5X12,5X24 VOLT: 127/220</p>	<p><b>FERRAMENTAS / HERRAMIENTAS</b></p> <p>Amol 7"</p>

# Ferramentas Elétricas - Catálogo 2013

	<p><b>BLACK &amp; DECKER DE WALT</b> DW 283</p> <p>REF.: KFE 283 AR MEDIDAS: 6X7X13,7 VOLT: 127/220</p>	<p><b>FERRAMENTAS / HERRAMIENTAS</b></p> <p>DW 107 Tal 10 mm Cable Largo</p>
	<p><b>BLACK &amp; DECKER DE WALT</b></p> <p>REF.: KFE 285 AR MEDIDAS: 6,40x13,8x20,08 VOLT: 127/220</p>	<p><b>FERRAMENTAS / HERRAMIENTAS</b></p> <p>DW 870 Trozadora 14" sensitiva</p>
	<p><b>BLACK &amp; DECKER DE WALT</b></p> <p>REF.: KFE 301 AR MEDIDAS: 6,53x16x24,23 VOLT: 127/220</p>	<p><b>FERRAMENTAS / HERRAMIENTAS</b></p> <p>DW 478 492 Amol 7" y 9"</p>
	<p><b>BLACK &amp; DECKER DE WALT</b></p> <p>REF.: KFE 302 AR MEDIDAS: 7X6X13,78 VOLT: 127/220</p>	<p><b>FERRAMENTAS / HERRAMIENTAS</b></p> <p>Serra vai e vem DW 302 DW 107</p>
	<p><b>BLACK &amp; DECKER DE WALT</b></p> <p>REF.: KFE 398 AR MEDIDAS: 5,8X7,8X13 VOLT: 127/220</p>	<p><b>FERRAMENTAS / HERRAMIENTAS</b></p> <p>Amol. 4 1/2" Mod G720</p>

# Ferramentas Elétricas - Catálogo 2013




	<p><b>BLACK &amp; DECKER DE WALT</b></p> <p>REF.: KFE 399 B AR            MEDIDAS: 4,8X7,8X12,30            VOLT: 127/220</p>	<p><b>FERRAMENTAS / HERRAMIENTAS</b></p> <p>(Amol. 4 1/2" Mod. G720)</p>
	<p><b>BLACK &amp; DECKER DE WALT</b>            DW 451</p> <p>REF.: KFE 451 AR            MEDIDAS: 6,3X16X26,5            VOLT: 127/220</p>	<p><b>FERRAMENTAS / HERRAMIENTAS</b></p> <p>Lixadeira roto 275W            Demolidor D 25900K</p>
	<p><b>BLACK &amp; DECKER DE WALT</b>            DW 452</p> <p>REF.: KFE 452 AR            MEDIDAS: 9,38X5,15X18,10            VOLT: 127/220</p>	<p><b>FERRAMENTAS / HERRAMIENTAS</b></p> <p>D25303 Rotomartillo SDS Plus</p>
	<p><b>BLACK &amp; DECKER DE WALT</b>            DW 462</p> <p>REF.: KFE 462 AR            MEDIDAS: 6,20X8X13,4            VOLT: 127/220</p>	<p><b>FERRAMENTAS / HERRAMIENTAS</b></p> <p>Talandro 13mm            DW 130</p>
	<p><b>BLACK &amp; DECKER DE WALT</b></p> <p>REF.: KFE 463 AR            MEDIDAS: 6,63X10,5X18,38            VOLT: 127/220</p>	<p><b>FERRAMENTAS / HERRAMIENTAS</b></p> <p>D2 1620            Talandro 13 mm D21620</p>

# Ferramentas Elétricas - Catálogo 2013


	<p><b>BLACK &amp; DECKER DE WALT</b></p> <p>REF.: KFE 467 AR            MEDIDAS: 6,13X7,9X13,92            VOLT: 127/220</p>	<p><b>FERRAMENTAS / HERRAMIENTAS</b></p> <p>Rotomartello 24 mm D25003</p>
	<p><b>BLACK &amp; DECKER DE WALT</b></p> <p>REF.: KFE 468 AR            MEDIDAS: 5,2X9,5X12,85            VOLT: 127/220</p>	<p><b>FERRAMENTAS / HERRAMIENTAS</b></p> <p>Rotomartello 24 mm D 25103</p>
	<p><b>BLACK &amp; DECKER DE WALT</b></p> <p>REF.: KFE 880            MEDIDAS: 6,43X13,93X20,02            VOLT: 127/220</p>	<p><b>FERRAMENTAS / HERRAMIENTAS</b></p> <p>Esmerilhadeira            2-1/2" (65 mm)</p>
	<p><b>BLACK &amp; DECKER DE WALT</b></p> <p>REF.: KFE 21052 AR            MEDIDAS: 5,9X6,85X13            VOLT: 127/220</p>	<p><b>FERRAMENTAS / HERRAMIENTAS</b></p> <p>Tal. Percutor BH 100 10 mm</p>
	<p><b>BLACK &amp; DECKER DE WALT</b></p> <p>REF.: KFE 21057 AR            MEDIDAS: 6,5X8X14            VOLT: 127/220</p>	<p><b>FERRAMENTAS / HERRAMIENTAS</b></p> <p>Amol. 4 1/2" Mod. KG 915</p>





# Ferramentas Elétricas - Catálogo 2013


	<p><b>BTA</b> BTA 318</p> <p>REF.: KFBTA 318 MEDIDAS: 5,4X16X24 VOLT: 127/220</p>	<p><b>FERRAMENTAS / HERRAMIENTAS</b></p> <p>Amol 7" Ferramenta Italiana</p>
	<p><b>BTA</b> BTA 508</p> <p>REF.: KFBTA 508 MEDIDAS: 5X12X18 VOLT: 127/220</p>	<p><b>FERRAMENTAS / HERRAMIENTAS</b></p> <p>BTA AMOL. 7" Y 9" SIM ZUO1 230C</p>
	<p><b>BTA</b> BTA 750</p> <p>REF.: KFBTA 750 MEDIDAS: 6X11X32 VOLT: 127/220</p>	<p><b>FERRAMENTAS / HERRAMIENTAS</b></p> <p>Aspirador Mod. 30L-60L-80L</p>
	<p><b>DWT</b> SBH 900</p> <p>REF.: KFSBH 900 MEDIDAS: 5,96X8,95X11,32 VOLT: 127/220</p>	<p><b>FERRAMENTAS / HERRAMIENTAS</b></p> <p>MARTELO 900W</p>
	<p><b>DWT</b> WS 115</p> <p>REF.: KFWS 115 MEDIDAS: 5,90X9,95X11,28 VOLT: 127/220</p>	<p><b>FERRAMENTAS / HERRAMIENTAS</b></p> <p>Esmerilhadeira 750W</p>


# Ferramentas Elétricas - Catálogo 2013

	<p><b>DWT</b> WS 115S</p> <p>REF.: KFWS 115 S MEDIDAS: 5,9X9,95X12,60 VOLT: 127/220</p>	<b>FERRAMENTAS / HERRAMIENTAS</b>			
		Esmerilhadeira 1100W			


	<p><b>DWT</b> MS 115</p> <p>REF.: KFMS 115 MEDIDAS: 6,95X10,97X17,40 VOLT: 127/220</p>	<b>FERRAMENTAS / HERRAMIENTAS</b>			
		Serra mármore 1400W			


	<p><b>DOVER BONHER</b></p> <p>REF.: KFE 21019 AR MEDIDAS: 6X12X27 VOLT: 127/220</p>	<b>FERRAMENTAS / HERRAMIENTAS</b>			
		Amol 7" Y 9" LINEA 80			


	<p><b>DREMEL</b></p> <p>REF.: KFE 880 D MEDIDAS: 4,75X5,35X9,3 VOLT: 127/220</p>	<b>FERRAMENTAS / HERRAMIENTAS</b>			
		Multiuso Minitorno Mod. 395 JL JP PZ Vel V			


	<p><b>MAKITA</b> CB 419</p> <p>REF.: KFE 108 MEDIDAS: 6X9X13,5 VOLT: 127/220</p>	<b>FERRAMENTAS / HERRAMIENTAS</b>			
		4304	HP 1510	HP 2071	HR 2445
6821	HP 1620	HP 2071 F	HR 2450		
6827	HP 1620 F	HR 1830	HR 2450 F		
9046	HP 1621	HR 2020	HR 2450 FT		
4340 CT	HP 1621 F	HR 2022	HR 2450 T		
BO 4900 V	HP 2032	HR 2410	HR 2452		
BO 6030	HP 2040	HR 2413	HR 2455		
DA 3010	HP 2050	HR 2420	UH 5530		
DA 3010 F	HP 2050 F	HR 2432	UH 5550		
HP 1210	HP 2070	HR 2440			
HP 1500	HP 2070 F	HR 2440 F			


# Ferramentas Elétricas - Catálogo 2013

	<p><b>MAKITA</b> CB 51</p> <p>REF.: KFE 109 MEDIDAS: 5X8X12 VOLT: 127/220</p>	<b>FERRAMENTAS / HERRAMIENTAS</b>			
		1900 B	6016 BR	8419 B	9030
		3700 B	6300 H	8422 B	
		4014 B	6300 L		
		4300 BA			
		4300 BV			


	<p><b>MAKITA</b> CB 64</p> <p>REF.: KFE 110 MEDIDAS: 5X8X12 VOLT: 127/220</p>	<b>FERRAMENTAS / HERRAMIENTAS</b>		
		906	6802BV	HP 1320 S
		3706	BO 3700	MT 400
		4323	BO 4510	MT 602
		4324	BO 4540	MT 650
		9035	BO 5010	MT 813
		6010 B	BO 5021 KX	
		6010 BVR	DP 3730	
		6510H	DP 3750	
		6510 PBL	HP 1010	


	<p><b>MAKITA</b> CB 65</p> <p>REF.: KFE 111 MEDIDAS: 5X8X13 VOLT: 127/220</p>	<b>FERRAMENTAS / HERRAMIENTAS</b>		
		906 H		
		6905B		
		9803		
		9035 KB		
		9500N		
		9500 NH		
		JS 1660		


	<p><b>MAKITA</b> CB 70</p> <p>REF.: KFE 112 MEDIDAS: 5X8X11 VOLT: 127/220</p>	<b>FERRAMENTAS / HERRAMIENTAS</b>		
		4320		
		4321		
		6404		
		6405		


	<p><b>MAKITA</b> CB 100</p> <p>REF.: KFE 114 MEDIDAS: 6X10X16 VOLT: 127/220</p>	<b>FERRAMENTAS / HERRAMIENTAS</b>		
		6906	4100 H	JN 3200
		9741	4200 H	JS 3200
			5800 H	PC 1100


# Ferramentas Elétricas - Catálogo 2013

	<p><b>MAKITA</b> CB 101/CB 105</p> <p>REF.: KFE 115</p> <p>MEDIDAS: 6X10X16</p> <p>VOLT: 127/220</p>	<b>FERRAMENTAS / HERRAMIENTAS</b>		
		6906	4100 H	JN 3200
		9741	4200 H	JS 3200
			5800 H	PC 1100


	<p><b>MAKITA</b> CB 153</p> <p>REF.: KFE 118</p> <p>MEDIDAS: 6,5X13,5X18</p> <p>VOLT: 127/220</p>	<b>FERRAMENTAS / HERRAMIENTAS</b>			
		2012	1805 N	5103 N	LS 1030 /
		2414	2012 NB	5201 N	LS 1040
		2703	3501 N	5900 B	LS 1212 /
		2704	3601 B	7104 L	LS 1214
		3600	3612 BR	9209 BR	LS 1214 F /
		5700	4107 B	9607 B	LS 1221
		6910	4107 R	9609 B	TW 1000/
		9105	5007 F	LH 1040	
		9401	5007 NB	LS 1013	


	<p><b>MAKITA</b> CB 155</p> <p>REF.: KFE 119</p> <p>MEDIDAS: 6,5X16,5X16</p> <p>VOLT: 127/220</p> <p>Jg 1 esc. c/ pino</p> <p>Jg 1 esc. s/ pino</p>	<b>FERRAMENTAS / HERRAMIENTAS</b>		
		HM 1202C		
		HM 1301		
		HR 3850B		
		HR 4500C		
		HR 5000		
		HR 5001C		


	<p><b>MAKITA</b> CB 202/204</p> <p>REF.: KFE 120 A/B</p> <p>MEDIDAS: 7X18X18</p> <p>VOLT: 127/220</p> <p>JG: 1 esc. s/ pino</p> <p>JG: 1 esc. c/ pino</p>	<b>FERRAMENTAS / HERRAMIENTAS</b>				
		9027	9077	9067 H	GA 9030 S	HM 1801
		9029	9079	9069 H	GA 9040 S	HM 1810
		9047	2414 B	GA 7010C	HM 1303 B	MT 900
		9049	4112 H	GA 7011C	HM 1304 B	MT 901
		9057	4112 HS	GA 7030	HM 1305	SA7000 C
		9059	9060 L	GA 7040 S	HM 1500 B	SA7020
		9067	9060 LH	GA 9020	HM 1800	SA7021
		9069				
		JG: 1 ESCOVAS KFE 120 A - SEM PINO				
		JG: 1 ESCOVAS KFE 120 B - COM PINO				


	<p><b>MAKITA</b> CB 202/204</p> <p>REF.: KFE 120 A</p> <p>MEDIDAS: 7X18X18</p> <p>VOLT: 127/220</p> <p>JG: 2 esc. s/ pino</p>	<b>FERRAMENTAS / HERRAMIENTAS</b>				
		9027	9077	9067 H	GA 9030 S	HM 1801
		9029	9079	9069 H	GA 9040 S	HM 1810
		9047	2414 B	GA 7010C	HM 1303 B	MT 900
		9049	4112 H	GA 7011C	HM 1304 B	MT 901
		9057	4112 HS	GA 7030	HM 1305	SA7000 C
		9059	9060 L	GA 7040 S	HM 1500 B	SA7020
		9067	9060 LH	GA 9020	HM 1800	SA7021
		9069				
		JG: 2 ESCOVAS KFE 120 A - SEM PINO				


# Ferramentas Elétricas - Catálogo 2013

	<p><b>MAKITA</b> CB 202/204</p> <p>REF.: KFE 120 B MEDIDAS: 7X18X18 VOLT: 127/220 JG: 2 esc. c/ pino</p>	<b>FERRAMENTAS / HERRAMIENTAS</b>			
		9027	9077	9067 H	GA 9030 S
	9029	9079	9069 H	GA 9040 S	HM 1810
	9047	2414 B	GA 7010C	HM 1303 B	MT 900
	9049	4112 H	GA 7011C	HM 1304 B	MT 901
	9057	4112 HS	GA 7030	HM 1305	SA7000 C
	9059	9060 L	GA 7040 S	HM 1500 B	SA7020
	9067	9060 LH	GA 9020	HM 1800	SA7021
	9069				
JG: 2 ESCOVAS KFE 120 B - COM PINO					

	<p><b>MAKITA</b> CB 303</p> <p>REF.: KFE 121 MEDIDAS: 5X11X19 VOLT: 127/220</p>	<b>FERRAMENTAS / HERRAMIENTAS</b>			
		4131	5806 H	LS 0714	UB 1101
	9404	5806 NH	LS 0714 L	UC 3500	
	9921	6924 N	LS 0714 F	UT 1305	
	2107 F	9015 B	LS 0714 FL	UT 2204	
	4100 NH	9227 C	LS 0716 FL		
	4100 NHK	DS 4000	MT 410		
	4114 S	JR 3050 T	MT 560		
	4200 NH	JR 3060 T	MT 580		
	5606 B	JR 3070 T	PV 7000 C		


	<p><b>MAKITA</b> CB 408</p> <p>REF.: KFE 122 MEDIDAS: 6X9X13 VOLT: 127/220</p>	<b>FERRAMENTAS / HERRAMIENTAS</b>			
		6951			
	9524 NBK				
	9924 NB				


	<p><b>MAKITA</b> CB 411</p> <p>REF.: KFE 123 MEDIDAS: 6X9X13 VOLT: 127/220</p>	<b>FERRAMENTAS / HERRAMIENTAS</b>			
		3901		JN 1601	
	6834			MT 370	
	6952			MT 910	
	9031			MT 952	
	9032			TW 0200	
	9910			TW 0350	
	9911			TW 952	
	6922 NB			9527 NB	


	<p><b>MAKITA</b> CB 203</p> <p>REF.: KFE 169 MEDIDAS: 7X18X16 VOLT: 127/220</p>	<b>FERRAMENTAS / HERRAMIENTAS</b>			
		2414 NB			
	LC 1230				
	MT 240				





# Ferramentas Elétricas - Catálogo 2013

	<p><b>MAKITA</b> CB 325</p> <p>REF.: KFE 170 MEDIDAS: 5X11X16 VOLT: 127/220</p>	<b>FERRAMENTAS / HERRAMIENTAS</b>	
		9054 N	9557 NB
		9553 NB	9558 NB
		9554 NB	GD 0600
		9555 NB	GD 0601
		9556 NB	


	<p><b>MAKITA</b></p> <p>REF.: KFE 219 AR MEDIDAS: 6X10X15,2 VOLT: 127/220</p>	<b>FERRAMENTAS / HERRAMIENTAS</b>	
		<p>Martelo demolidor Mod. HMO810 serie CN 5800</p>	


	<p><b>MAKITA</b></p> <p>REF.: KFE 243 AR MEDIDAS: 6,3X13,8X18 VOLT: 127/220</p>	<b>FERRAMENTAS / HERRAMIENTAS</b>	
		<p>Cortadeira Sensitiva 14"</p>	


	<p><b>MAKITA</b></p> <p>REF.: KFE 244 AR MEDIDAS: 5X8X13 VOLT: 127/220</p>	<b>FERRAMENTAS / HERRAMIENTAS</b>	
		<p>Cepillo Mod 1902 Tal 10 mm Mod. 6410</p>	


	<p><b>MAKITA</b> CB 325</p> <p>REF.: KFE 245 AR MEDIDAS: 5X11X16 VOLT: 127/220</p>	<b>FERRAMENTAS / HERRAMIENTAS</b>	
		<p>Amol 4 1/2" mod. 9554NB</p>	


# Ferramentas Elétricas - Catálogo 2013

	<p><b>MAKITA</b> CB 407</p> <p>REF.: KFE 407 MEDIDAS: 6X9X13,5 VOLT: 127/220</p>	<b>FERRAMENTAS / HERRAMIENTAS</b>		
		4304	6821	HP 2032
		4304T	9046	HP 2040
		4305	HP 1500	HP 2410
		6310	HP 1500K	HR 2420
		6407	HP 2030	HR 2445
		6408	HP 2031	





	<p><b>MAKITA</b> CB 424</p> <p>REF.: KFE 424 MEDIDAS: 5X5,3X9 VOLT: 127/220</p>	<b>FERRAMENTAS / HERRAMIENTAS</b>	
		6503D	6914D
		6796FD	6970D
		6797FD	
		6908D	
		6909D	

	<p><b>METABO</b> 31 603 384</p> <p>REF.: KFE 151 A/B MEDIDAS: 6X16X19,3 VOLT: 127/220 JG: 1 esc c/ pino 1 esc. s/ pino</p>	<b>FERRAMENTAS / HERRAMIENTAS</b>	
		2230	
		2280 (Esmerilhadeira 750W)	
		2531	
		ESMERILHADEIRAS / POLIDORAS	
		JG: 1 ESCOVAS KFE 151 A SEM PINO	
		JG: 1 ESCOVAS KFE 151 B COM PINO	



	<p><b>METABO</b> 31 603 384</p> <p>REF.: KFE 151 A MEDIDAS: 6X16X19,3 VOLT: 127/220 JG: 2 esc s/ pino</p>	<b>FERRAMENTAS / HERRAMIENTAS</b>	
		2230	
		2280 (Esmerilhadeira 750W)	
		2531	
		ESMERILHADEIRAS / POLIDORAS	
		JG: 2 ESCOVAS KFE 151 A SEM PINO	

	<p><b>METABO</b> 31 603 384</p> <p>REF.: KFE 151 B MEDIDAS: 6X16X19,3 VOLT: 127 / 220 JG: 2 Esc c/ pino</p>	<b>FERRAMENTAS / HERRAMIENTAS</b>	
		2230	
		2280 (Esmerilhadeira 750W)	
		2531	
		ESMERILHADEIRAS / POLIDORAS	
		JG: 2 ESCOVAS KFE 151 B COM PINO	

# Ferramentas Elétricas - Catálogo 2013

	<p><b>TOOLMIX</b> LC 421</p> <p>REF.: KFLC 421 MEDIDAS: 5X8X12,2 VOLT: 127V</p>	<p><b>FERRAMENTAS / HERRAMIENTAS</b></p> <p>Lixadeira de Cinta Toolmix 750W</p>
	<p><b>TOOLMIX</b> EA 616</p> <p>REF.: KFEA 616 MEDIDAS: 5X8X15,8 VOLT: 127V</p>	<p><b>FERRAMENTAS / HERRAMIENTAS</b></p> <p>(Esmerilhadeira Toolmix 900W)</p>
	<p><b>TOOLMIX</b> EA 518</p> <p>REF.: KFEA 518 MEDIDAS: 8X14,5X16,5 VOLT: 220V</p>	<p><b>FERRAMENTAS / HERRAMIENTAS</b></p> <p>(Esmerilhadeira Toolmix 2200W)</p>
	<p><b>TOOLMIX</b> SC 318</p> <p>REF.: KFSC 308 MEDIDAS: 5X11X14,7 VOLT: 220V</p>	<p><b>FERRAMENTAS / HERRAMIENTAS</b></p> <p>(Serra circular Toolmix 1200W)</p>
	<p><b>TOOLMIX</b> SM 705</p> <p>REF.: KFSM 705 MEDIDAS: 6,2X10,7X16,2 VOLT: 127V</p>	<p><b>FERRAMENTAS / HERRAMIENTAS</b></p> <p>(Serra mármore Toolmix 1200W)</p>

# Ferramentas Elétricas - Catálogo 2013

	<p><b>TOOLMIX</b> F 515 - 311 - 315 - EA 215</p> <p>REF.: KFFI 515 MEDIDAS: 5X8X10,5 VOLT: 127V</p>	<p><b>FERRAMENTAS / HERRAMIENTAS</b></p> <p>(Furadeira de Impacto 810W)</p>
	<p><b>OUTROS</b></p> <p>REF.: KFE 305 AR MEDIDAS: 5X6X15 VOLT: 127/ 220</p>	<p><b>FERRAMENTAS / HERRAMIENTAS</b></p> <p>(Amol 4 1/2")</p>







ECS do Brasil Metalurgia e Participações Ltda.  
Frederico A. Ritter, 520 - CEP 94930-000 - Cachoeirinha - RS / Brasil  
Fone (51) 2136.1233 - Fax (51) 2136.1234  
[www.ecs-krug.com.br](http://www.ecs-krug.com.br)

Distribuidor Autorizado